

**ACTUAL FREIGHT CHARGES APPLY TO ALL SOLUTIONS<sup>TM</sup> RAIL ORDERS**



Solutions<sup>TM</sup> Aluminum Rail w/ Glass Balusters - White

## Solutions<sup>TM</sup> Level Glass Rail Kits



Available in:

Black

Bronze

White

### Glass Level Rail Kits

**Sold in Kits.**

Aluminum with glass level rail kits comes standard with sleek contoured baluster shoes installed to ensure proper and even spacing. Kits require no time consuming angle cuts, simply cut upper and lower rails to length, position balusters in place and install.

#### 4' Level Rail kit w/ Glass Balusters

##### 36" Residential

Item # **302000** - Black  
Item # **302004** - Bronze  
Item # **302002** - White

##### 42" Commercial

Item # **302036** - Black  
Item # **302040** - Bronze  
Item # **302038** - White

#### Glass Level Kit Includes:

- A. 1 - 2" x 2-3/4" Sculpted Top Rail w/ Glass Baluster Shoes Installed
- B. 1 - 1" x 1-7/16" Bottom Rail w/ Glass Baluster Shoes Installed
- C. 4" Clear Glass Balusters:  
6 per 4' kit • 9 per 6' kit • 12 per 8' kit
- D. 2 - Bottom Rail Brackets - Level
- E. 1 - Rail Support - Surface Mount

#### Top Rail Brackets (PTP or OTP)

Sold Separately, See Pages 176 - 177

#### 6' Level Rail kit w/ Glass Balusters

##### 36" Residential

Item # **302006** - Black  
Item # **302010** - Bronze  
Item # **302008** - White

##### 42" Commercial

Item # **302042** - Black  
Item # **302046** - Bronze  
Item # **302044** - White



#### 8' Level Rail kit w/ Glass Balusters

##### 36" Residential

Item # **302012** - Black  
Item # **302016** - Bronze  
Item # **302014** - White

##### 42" Commercial

Item # **302048** - Black  
Item # **302052** - Bronze  
Item # **302050** - White




**RED** item numbers denote **NON STOCK** special order. Please allow for 1 week lead time.

**ACTUAL FREIGHT CHARGES APPLY TO ALL SOLUTIONS<sup>TM</sup> RAIL ORDERS**



Solutions<sup>TM</sup> Aluminum Rail w/ Glass Balusters - White

## Solutions<sup>TM</sup> Glass Stair Rail Kits



Available in:

- Black
- Bronze
- White

### Glass Stair Rail Kits

**Sold in Kits.**

Aluminum with glass stair railing comes standard with sleek, hidden fastener, contoured baluster shoes installed to ensure proper and even spacing. Kits require no time consuming angle cuts, simply cut upper and lower rails to length, position balusters in place and install. Must be used on stairways with a know angle of between 30-34 degrees.

#### 4' Stair Rail kit w/ Glass Balusters

**36" Residential**

- Item # **302018** - Black
- Item # **302022** - Bronze
- Item # **302020** - White

**42" Commercial**

- Item # **302054** - Black
- Item # **302058** - Bronze
- Item # **302056** - White

#### Glass Stair Kit Includes:

- A. 1 - 2" x 2-3/4" Sculpted Top Rail w/ Glass Baluster Shoes Installed
- B. 1 - 1" x 1-7/16" Bottom Rail w/ Glass Baluster Shoes Installed
- C. 4" Clear Glass Balusters:  
5 per 4' kit • 8 per 6' kit • 10 per 8' kit
- D. 2 - Bottom Rail Brackets - Stair

#### Top Rail Brackets (PTP or OTP)

Sold Separately, See Pages 176 - 177

#### 6' Stair Rail kit w/ Glass Balusters

**36" Residential**

- Item # **302024** - Black
- Item # **302028** - Bronze
- Item # **302026** - White

**42" Commercial**

- Item # **302060** - Black
- Item # **302064** - Bronze
- Item # **302062** - White


#### 8' Stair Rail kit w/ Glass Balusters

**36" Residential**

- Item # **302030** - Black
- Item # **302034** - Bronze
- Item # **302032** - White

**42" Commercial**

- Item # **302066** - Black
- Item # **302070** - Bronze
- Item # **302068** - White



ACTUAL FREIGHT CHARGES APPLY TO ALL SOLUTIONS<sup>™</sup> RAIL ORDERS

**Solutions<sup>™</sup> Posts, Caps, and Skirts**

**PTP**



Available in:

Black

Bronze

White

**3-1/2" Aluminum Post w/ Welded Flange**

**Sold in any quantity.**

3-1/2" Welded flange post with 5/16" thick predrilled base plate. Base plate holes are 3/8" for fasteners. Includes tapered shims for leveling post.

**3-1/2" x 39"**

Item # 300332 - Black  
Item # 300336 - Bronze  
Item # 300334 - White

**3-1/2" x 54"**

Item # 300320 - Black  
Item # 300324 - Bronze  
Item # 300322 - White

**3-1/2" x 44"**

Item # 300326 - Black  
Item # 300330 - Bronze  
Item # 300328 - White



**3-1/2" Post Cap**

**Sold in any quantity.**

Pyramid style powder coated post cap fits 3-1/2" post.

Item # 300635 - Black  
Item # 300645 - Bronze  
Item # 300640 - White



**3-1/2" Post Skirt**

**Sold in any quantity.**

2 piece post skirt designed to conceal post flange & hardware.

Item # 300530 - Black  
Item # 300540 - Bronze  
Item # 300535 - White

**PTP**



Available in:

Black

Bronze

White

**4" Aluminum Post Sleeve**

**Sold in any quantity.**

4" sleeve designed to slide over a 3-1/2" wood post.

**4" x 39"**

Item # 300351 - Black  
Item # 300361 - Bronze  
Item # 300356 - White

**4" x 108"**

Item # 300391 - Black  
Item # 300393 - Bronze  
Item # 300392 - White

**4" x 44"**

Item # 300366 - Black  
Item # 300376 - Bronze  
Item # 300371 - White



**4" Post Cap**

**Sold in any quantity.**

Pyramid style powder coated post cap fits 4" post.

Item # 300636 - Black  
Item # 300646 - Bronze  
Item # 300641 - White




**4" Post Skirt**

**Sold in any quantity.**

2 piece post skirt designed for 4" post.

Item # 300531 - Black  
Item # 300541 - Bronze  
Item # 300536 - White

**ACTUAL FREIGHT CHARGES APPLY TO ALL SOLUTIONS<sup>TM</sup> RAIL ORDERS**



Post Mount Support Required.  
See Below.

Available in:

- Black
- Bronze
- White

**1-7/8" Aluminum Post Sleeve**

**Sold in any quantity.**

1-7/8" sleeve designed to slide over structural post mount support for over the post applications.

**1-7/8" x 34 1/4"**

**1-7/8" x 54"**

- Item # 300290 - Black
- Item # 300300 - Bronze
- Item # 300295 - White

- Item # 300395 - Black
- Item # 300405 - Bronze
- Item # 300400 - White

**1-7/8" x 39 3/8"**

**Post Supports Required for Sleeve**

- Item # 300305 - Black
- Item # 300315 - Bronze
- Item # 300310 - White

- Item # 300695 - Level Mount Support
- Item # 300696 - 5° Support Mount
- Item # 300705 - Fascia Mount Support



**1-7/8" Post Cap**

**Sold in any quantity.**

Typically used on the bottom side of fascia mounted posts.

- Item # 300605 - Black
- Item # 300615 - Bronze
- Item # 300610 - White



**1-7/8" Post Skirt**

**Sold in any quantity.**

2 piece skirt designed to conceal post flange & hardware.

- Item # 300515 - Black
- Item # 300525 - Bronze
- Item # 300520 - White

**Solutions<sup>TM</sup> Post Supports and Accessories for 1-7/8" Post Sleeves**



Available in:

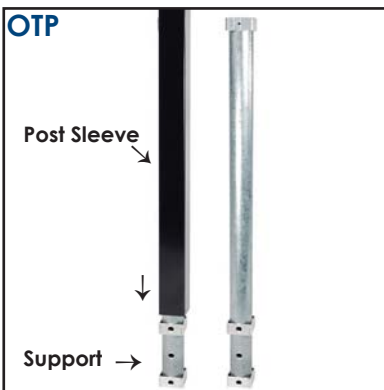
- Black

**Surface Mount Post Support**

**Sold in any quantity.**

23-1/4" tall steel surface mount post support is designed for use with 1-7/8" post sleeves. Mounts to deck surface and 1-7/8" sleeve slides over the support to provide a small post with superior strength for over the post applications. Also available in 5 degree pitch version for ADA handicap ramps. Base holes are 3/8" for fasteners.

- Item # 300695 - Level Mount Support
- Item # 300696 - 5° Support Mount



Available in:

- Black

**Fascia Mount Post Support**

**Sold in any quantity.**

31" tall steel fascia mount post support is designed for use with 1-7/8" post sleeves. 1-7/8" post sleeve slides over the support. Post sleeves will need to be drilled out to match hole spacing of support. Do not drill middle hole.

- Item # 300705 - Fascia Mount Support

**ACTUAL FREIGHT CHARGES APPLY TO ALL SOLUTIONS<sup>TM</sup> RAIL ORDERS**



Available in:

- Black
- Bronze
- White

**Corner Fascia Mount Bracket / Cover**

**Sold in any quantity.**

Galvanized steel bracket is required to provide strength at an outside corner fascia mount location. Optional cover sold separately.

**Corner Fascia Bracket**

Item # 300710 - Steel

**Corner Fascia Bracket Cover**

Item # 300620 - Black  
Item # 300630 - Bronze  
Item # 300625 - White



Available in:

- Black
- Bronze
- White

**Side / Fascia Mount Post Hardware Cover**

**Sold in any quantity.**

Cover to be mounted over exposed hardware from fascia mount installation for a finished look.

Item #: 300715 - Black  
Item #: 300725 - Bronze  
Item #: 300720 - White



Available in:

- Black
- Bronze
- White

**Rail Supports**

**Sold in any quantity.**

Provides support at mid span section of railing. Fascia rail supports are not included in rail kits. Must be ordered separately.

**Surface Mount**

Item # 300650 - Black  
Item # 300660 - Bronze  
Item # 300655 - White

**Fascia Mount**

Item # 300665 - Black  
Item # 300675 - Bronze  
Item # 300670 - White



**Post to Post Top Rail Brackets - PTP (Used with 3-1/2" & 4" Posts)**



**Top Rail Bracket**

2/pk

For level rail post attachment.

Item # 300410 - Black  
Item # 300420 - Bronze  
Item # 300415 - White



**Top Rail "Multi-Angle" Bracket**

Each

For level rail at an angle; left to right.

Item # 300575 - Black  
Item # 300585 - Bronze  
Item # 300580 - White

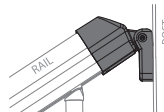


**Top Rail Stair Bracket**

2/pk

For adjustable stair rail.

Item # 300440 - Black  
Item # 300450 - Bronze  
Item # 300445 - White

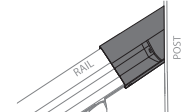


**Top Rail "Fixed Pitch" Bracket**

2/pk

For stairs 30° - 34°.

Item # 300439 - Black  
Item # 300446 - Bronze  
Item # 300444 - White



ACTUAL FREIGHT CHARGES APPLY TO ALL SOLUTIONS<sup>TM</sup> RAIL ORDERS

*Over the Post Top Rail Brackets - OTP (1-7/8" Posts Only)*



**Top Rail End Bracket**

Each

For level rail end post.

Item # 300470 - Black  
Item # 300480 - Bronze  
Item # 300475 - White

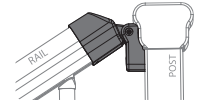


**Top Rail Stair End Bracket**

Each

For 90 degree stair rail end post.

Item # 300451 - Black  
Item # 300453 - Bronze  
Item # 300452 - White

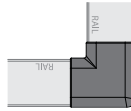


**Top Rail 90° Bracket**

Each

For level rail corner post.

Item # 300485 - Black  
Item # 300495 - Bronze  
Item # 300490 - White

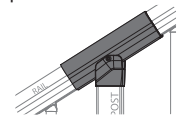


**Top Rail Stair Line Bracket**

Each

For stair rail intermediate post.

Item # 300590 - Black  
Item # 300600 - Bronze  
Item # 300595 - White



**Top Rail Line Bracket**

Each

For level rail intermediate post.

Item # 300500 - Black  
Item # 300510 - Bronze  
Item # 300505 - White

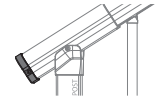


**Top Rail "Multi-Pitch" Line Bracket End Cap**

Each

Fits the open end of multi-pitch bracket.

Item # 300601 - Black  
Item # 300603 - Bronze  
Item # 300602 - White

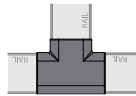


**Top Rail "T" Bracket**

Each

For level rail "T" intersection.

Item # 300680 - Black  
Item # 300690 - Bronze  
Item # 300685 - White



**Top Rail "Multi-Angle" Line Bracket**

Each

For level rail angle; left to right.

Item # 300545 - Black  
Item # 300555 - Bronze  
Item # 300550 - White

*Bottom Rail Brackets for PTP and OTP (All Posts)*



**Bottom Rail End Bracket**

2/pk

For level rail sections.

Item # 300425 - Black  
Item # 300435 - Bronze  
Item # 300430 - White



**Bottom Rail "Multi-Angle" Bracket**

Each

For level rail angle; left to right.

Item # 300560 - Black  
Item # 300570 - Bronze  
Item # 300565 - White

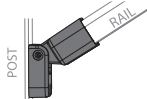


**Bottom Rail "Multi-Pitch" Bracket**

2/pk

For adjustable stair rail.

Item # 300455 - Black  
Item # 300465 - Bronze  
Item # 300460 - White



**Bottom Rail "Fixed Pitch" Bracket**

2/pk

For stairs rail sections 30° - 34°.

Item # 300438 - Black  
Item # 300447 - Bronze  
Item # 300443 - White

