


RailFX® Railing System Overview

RailFX® Aluminum Rail with Cable



Rail Overview

Manufactured in the USA using aircraft grade aluminum, RailFX® Aluminum Rail and Cable System has been designed, engineered and tested specifically for use with cable and is approved in all 50 states. The aluminum framework and stainless steel cable allows for railings to be lightweight, while still retaining exceptional durability. Railings will not rust, rot, warp, or split and require minimal user maintenance.

Rail Guidelines

To comply with engineering and testing **posts must be spaced no more than 60" on center**. Cables are spaced at 3-3/16" on center to keep the cable from deflecting beyond 4" to meet code. Single or double posts can be used to create a 90 degree corner for surface mount or fascia mount w/ bracket applications. Two corner posts are required for Direct Mount fascia applications. Cable can either terminate at the corner or run continuously through a single corner. Top rail is required for all installations.

Posts - Surface or Fascia Mount

RailFX® posts for level and stair railings are all predrilled and ready for cable installation. Stairs posts do not come with base plates attached so posts can be placed and mounted where desired for maximizing installation flexibility. All posts are available for surface mount or fascia mount and available for 36" and/or 42" rail heights.

Top Rails

There are 3 styles of top rail that RailFX® railing utilizes:

Series 200 is a contemporary flat top rail most often used for level applications. Can be used for stairs with the addition of a secondary handrail system.

Series 250 is a square profile that qualifies as a graspable rail and is most commonly used for stairs.

Series 400 is a flat top rail that is designed to accept a wood or composite cap rail.

Available Colors:

Colors shown are approximate representation



Black



Bronze



White



Silver

Features AAMA 2604 Powder Coat Finish

RailFX® - Aluminum Rail System for Cable Railing



RailFX® Aluminum Rail and Cable - Bronze - Series 200 Top Rail

Cable Railing Kits for Aluminum Rail



224 SERIES



INVISIWARE® RECEIVER



PULL-LOCK™ END FITTING



Made in USA

Outside of Post to Outside of Post Rail Kit - Aluminum Rail System for 2-3/8" Posts

Sold in kits.

Cable railing kit, made in USA from 1/8" high quality 316 grade stainless steel. Includes 1 strand of cable with one swaged end, applicable washers, Invisiware® receiver, Pull-Lock™ end fitting and end cap. Minimum 3" clearance between end post and structure is required.


Individual Cable Kits

- Item #: 22405 - 5' Cable Kit
- Item #: 22410 - 10' Cable Kit
- Item #: 22415 - 15' Cable Kit
- Item #: 22420 - 20' Cable Kit
- Item #: 22425 - 25' Cable Kit
- Item #: 22430 - 30' Cable Kit
- Item #: 22440 - 40' Cable Kit
- Item #: 22450 - 50' Cable Kit
- Item #: 22460 - 60' Cable Kit
- Item #: 22470 - 70' Cable Kit



10 Pack Cable Contractor Packs

- Item #: 22405-10 - 5' Cable Kits
- Item #: 22410-10 - 10' Cable Kits
- Item #: 22415-10 - 15' Cable Kits
- Item #: 22420-10 - 20' Cable Kits
- Item #: 22425-10 - 25' Cable Kits
- Item #: 22430-10 - 30' Cable Kits



ACTUAL FREIGHT CHARGES WILL BE APPLIED TO ALL RAILFX® ORDERS



RailFX® Aluminum Rail and Cable - Black - Series 200 Top Rail

RailFX® Series 200 Top Rail



Available in:

Black

Bronze

White

Silver

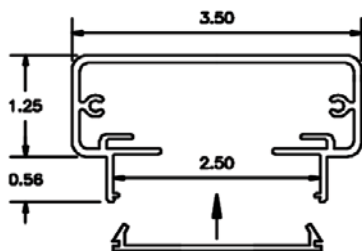
Series 200 Top Rail

Sold in any quantity.

3-1/2" x 1-7/8" x 94" Series 200 aluminum top rail. Join multiple rails together with splices to achieve any length required. Field trimmable with carbide blade. Includes bottom finishing plate for clean look. **End plate sold separately.**

94" Top Rail (3-1/2" x 1-7/8" x 94")

Item #: FXTR200BLKKIT8 - Black
Item #: FXTR200BRZKIT8 - Bronze
Item #: FXTR200WHTKIT8 - White
Item #: FXTR200SILKIT8 - Silver



Available in:

Black

Bronze

White

Silver

Series 200 Top Rail End Plate

Sold in any quantity.

Aluminum end plate required to cap series 200 top rail ends for a finished look. Includes 2 color matched screws.

Item #: FXEP200BLK - Black
Item #: FXEP200BRZ - Bronze
Item #: FXEP200WHT - White
Item #: FXEP200SIL - Silver



ACTUAL FREIGHT CHARGES WILL BE APPLIED TO ALL RAILFX® ORDERS

RailFX® Series 200 Rail Splices



Available in:
Aluminum

Straight Splice - 200 Series

Sold in any quantity.

9" long splice joins straight sections of series 200 top rail to make any length run. Splices and be used between posts. Installs using 8 - #10 x 3/4" self-drilling screws (Not Included)

Item #: FXSPL200 - Straight Splice



Available in:
Aluminum

90 Degree Splice - 200 Series

Sold in any quantity.

Splices top rails to make a 90 degree angle for series 200 top rail. Requires miter cutting of top rail. Installs using 8 - #10 x 3/4" self-drilling screws (Not Included)

Item #: FXSPL20090 - 90 Degree Splice



Available in:
Aluminum

135 Degree Splice - 200 Series

Sold in any quantity.

Splices top rails to make a 135 degree angle for series 200 top rail. Requires miter cutting of top rail. Installs using 8 - #10 x 3/4" self-drilling screws (Not Included)

Item #: FXSPL200135 - 135 Degree Splice



Available in:
Aluminum

Notched Splice for Stairs - 200 Series

Sold in any quantity.

For continuous level to stair transition. Bends to accommodate any angle from 0° - 38°. Requires miter cutting of top rail. Installs using 8 - #10 x 3/4" self-drilling screws (Not Included)

Item #: FXSPLST - Notched Splice



ACTUAL FREIGHT CHARGES WILL BE APPLIED TO ALL RAILFX® ORDERS





Available in:
Aluminum

Universal Splice - 200 Series

Sold in any quantity.

Universal Splice for 200 Series top rail works for Level Straight, 45 degree and 90 degree angles. It can also be used for any angle in-between. Holds top rails securely together at joint/miter locations. Splices can be used between posts or directly on top of posts. Installs using 8 - #10 x 3/4" self-drilling screws (Not Included).

Item #: FXSPL200UNIVERSAL - Universal Splice 200




Available in:
Aluminum

Non-Standard Splice - 200 Series

Sold in any quantity.

Universal Splice for 200 Series top rail used for non-standard angles. Flat aluminum stock can be cut and manipulated to work with unique angles. Holds top rails securely together at joint/miter locations. Splice can be used between posts or directly on top of posts. Installs using 8 - #10 x 3/4" self-drilling screws (Not Included).

Item #: FXSPL200NS - Non-Standard Splice



RailFX® Aluminum Rail and Cable w/ Under-Rail Lighting - Black - Series 200 Top Rail

ACTUAL FREIGHT CHARGES WILL BE APPLIED TO ALL RAILFX® ORDERS



Available in:

Black

Bronze

White

Silver



Series 200 End Plate Bracket

Sold in any quantity.

Aluminum end plate bracket used to connect series 200 top rails perpendicularly. Used at the top of the stair where the level and stair rails meet at 90 degrees. Allows for single corner post use at top of stairs. Includes 2 color matched screws.

Item #: FXEPB200BLK - Black
Item #: FXEPB200BRZ - Bronze
Item #: FXEPB200WHT - White
Item #: FXEPB200SIL - Silver



Scenario # 1 - Single Corner Stair Post (Install method #1)



Scenario # 2 - 90 Return to Stair (Install method #2)



Install Method #1



Install Method #2



ACTUAL FREIGHT CHARGES WILL BE APPLIED TO ALL RAILFX® ORDERS



RailFX® Aluminum Rail and Cable - Silver - Series 400 w/ Wood Cap Rail

RailFX® Series 400 Top Rail



Available in:

Black

Bronze

White

Silver

Series 400 Top Rail for Wood Cap Rail

Sold in any quantity.

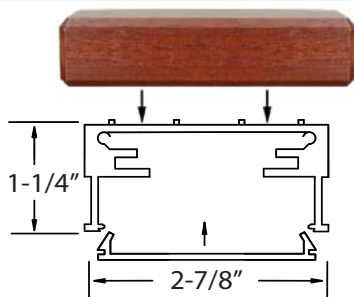
2-7/8" x 1-1/4" x 94" Series 400 aluminum rail cap for attaching wood/composite top rail. Field trimmable with carbide blade. Includes bottom finishing plate. Series 400 top rail is designed to allow for the attachment of a wood or composite cap rail. Cap rail **MUST add 1/2"** to overall rail height to reach required rail heights for both 36" and 42" rails.



94" Top Rail (2-7/8" x 1-1/4" x 94")

Item #: FXTR400BLK8KIT - Black
Item #: FXTR400BRZ8KIT - Bronze
Item #: FXTR400WHT8KIT - White
Item #: FXTR400SIL8KIT - Silver

*Wood cap rail not included



Available in:

Black

Bronze

White

Silver

Series 400 Top Rail End Plate


Sold in any quantity.

Aluminum end plate required to cap series 400 top rail ends for a finished look. Includes 2 color matched screws.

Item #: FXEP400BLK - Black
Item #: FXEP400BRZ - Bronze
Item #: FXEP400WHT - White
Item #: FXEP400SIL - Silver



ACTUAL FREIGHT CHARGES WILL BE APPLIED TO ALL RAILFX® ORDERS



Available in:
Aluminum

Straight Splice - 400 Series

Sold in any quantity.

9" long splice joins straight sections of series 400 top rail to make any length run. Installs using 8 - #10 x 3/4" self-drilling screws (Not Included)

Item # FXSPL400LEVEL




Available in:
Aluminum

90 Degree Splice - 400 Series

Sold in any quantity.

Splices top rails to make a 90 degree corner for series 400 top rail. Requires miter cutting of top rail. Installs using 8 - #10 x 3/4" self-drilling screws (Not Included)

Item # FXSPL40090




Available in:
Aluminum

135 Degree Splice - 400 Series

Sold in any quantity.

Splices top rails to make a 135 degree angle for series 400 top rail. Requires miter cutting of top rail. Installs using 8 - #10 x 3/4" self-drilling screws (Not Included)

Item # FXSPL400135



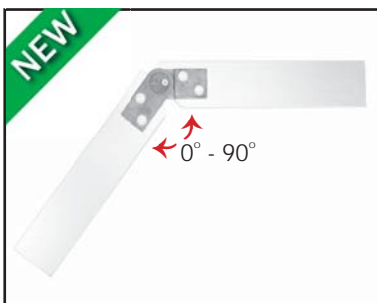
Available in:
Aluminum

Stair Splice - 400 Series

Sold in any quantity.

For continuous level to stair transition. Bends to accommodate any angle from 0° - 38°. Requires miter cutting of top rail. Installs using 8 - #10 x 3/4" self-drilling screws (Not Included)

Item # FXSPL400STAIR



Available in:
Aluminum

Universal Splice - 400 Series


Sold in any quantity.

Universal Splice for 400 Series top rail adjusts to accommodate for any angle from 0° - 90°. Requires miter cutting of top rail. Installs using 8 - #10 x 3/4" self-drilling screws (Not Included)

Item #: FXSPL400UNIVERSAL - Universal Splice 400

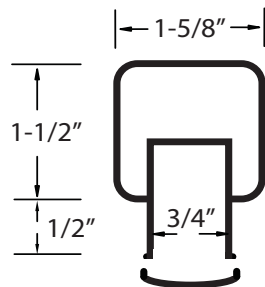


ACTUAL FREIGHT CHARGES WILL BE APPLIED TO ALL RAILFX® ORDERS



RailFX® Aluminum Rail and Cable - Black - Series 250 (Graspable Stair)

RailFX® Series 250 Graspable Top Rail for Stair



Available in:

Black

Bronze

White

Silver



Series 250 Top Rail for Stairs

Sold in any quantity.

2" x 1-5/8" x 94" Series 250 aluminum top rail. Qualifies as continuous graspable handrail when used with intermediate post fitting. Field trimmable with carbide blade. Includes bottom finishing plate for clean look. Requires IPF fitting for mounting over the post. **End plate sold separately.**

94" Top Rail (2" x 1-5/8" x 94")

Item #: FXTR250BLK8KIT - Black
Item #: FXTR250BRZ8KIT - Bronze
Item #: FXTR250WHT8KIT - White
Item #: FXTR250SIL8KIT - Silver



Available in:

Black

Bronze

White

Silver



Series 250 Top Rail End Plate

Sold in any quantity.

Aluminum end plate required to cap series 250 top rail ends for a finished look. Use adhesive to attach to rail.

Item #: FXEP250BLK - Black
Item #: FXEP250BRZ - Bronze
Item #: FXEP250WHT - White
Item #: FXEP250SIL - Silver



ACTUAL FREIGHT CHARGES WILL BE APPLIED TO ALL RAILFX® ORDERS



Available in:

Black

Bronze

White

Silver




Intermediate Post Fitting (IPF)

Sold in any quantity.

Used on stair posts for over the post mounting style of series 250 top rail. Fitting attaches to the top of post and allows for top rail to be installed at any angle. Measures 3/4"W x 1-1/2"L x 2"H. Includes 2 ea. screws for post attachment.

Item #: FXIPFSETBLK - Black
Item #: FXIPFSETBRZ - Bronze
Item #: FXIPFSETWHT - White
Item #: FXIPFSETSIL - Silver



Available in:

Aluminum




Rail Connector Block

Sold in any quantity.

Used to terminate series 250 top rail into post. It can also be used to splice series 250 top rail together. When splicing, use 8 color matched screws to secure in place (Not Included). Can be used for level and stair applications. Screws included.

Item #: FXRCB12 - 12" Connector Block
Item #: FXRCB1 - 1" Connector Block



Available in:

Black

Bronze

White

Silver

Series 250 End Plate Bracket

Sold in any quantity.

Aluminum end plate bracket used to connect series 250 top rails perpendicularly to 200 series top rail when using a single corner post at the top of a stair run. Allows for single corner post use and the use of series 250 graspable top rail for stairs. Includes 4 color matched screws.

Item #: FXEPB250BLK - Black
Item #: FXEPB250BRZ - Bronze
Item #: FXEPB250WHT - White
Item #: FXEPB250SIL - Silver



Use FXRCB12



ACTUAL FREIGHT CHARGES WILL BE APPLIED TO ALL RAILFX® ORDERS

RailFX® Top Post Plates to Attach Wood Cap Rail



Available in:

Black

Bronze

White

Silver



Level Top Plate

Sold in any quantity.

Plate mounts to the top of level posts to accommodate various top rails to be attached. Top rail must be structural and meet code requirements. Measures 3" x 5" x 3/8". Includes hardware to attach to post. Use T40 torx bit for installation.

Item #: FXTIP3X5L2HBLK - Black
Item #: FXTIP3X5L2HBRZ - Bronze
Item #: FXTIP3X5L2HWHT - White
Item #: FXTIP3X5L2HSIL - Silver



Available in:

Black

Bronze

White

Silver



Corner Top Plate

Sold in any quantity.

Plate mounts to the top of level corner posts to accommodate various top rails to be attached. Top rail must be structural and meet code requirements. Measures 5" x 5" x 3/8". Includes hardware to attach to post. Use T40 torx bit for installation.

Item #: FXTPCORNER2HBLK - Black
Item #: FXTPCORNER2HBRZ - Bronze
Item #: FXTPCORNER2HWHT - White
Item #: FXTPCORNER2HSIL - Silver



Available in:

Black

Bronze

White

Silver




Stair Top Plate

Sold in any quantity.

Plate mounts to the top of stair posts to accommodate various top rails to be attached. Top rail must be structural and meet code requirements. Measures 3" x 5" x 3/8". Includes hardware to attach to post. Use T40 torx bit for installation.

Item #: FXTIP3X5S1HBLK - Black
Item #: FXTIP3X5S1HBRZ - Bronze
Item #: FXTIP3X5S1HWHT - White
Item #: FXTIP3X5S1HSIL - Silver



Available in:

Black

Bronze

White

Silver



Adjustable Top Plate

Sold in any quantity.

Adjustable plate mounts to the top of post to accommodate various top rails to be attached. Articulating plate can adjust up / down and pivot at angle. Can be used for level or stair applications. Top rail must be structural and meet code requirements. Includes hardware to attach to post. Mounting plate measures 1-1/2" W x 5" L.

Item #: FXIPFADJSETBLK - Black
Item #: FXIPFADJSETBRZ - Bronze
Item #: FXIPFADJSETWHT - White
Item #: FXIPFADJSETSIL - Silver



ACTUAL FREIGHT CHARGES WILL BE APPLIED TO ALL RAILFX® ORDERS

RailFX® Surface Mount Posts



Available in:

Black

Bronze

White

Silver

Surface Mount End Post - Pre-Drilled

Sold in any quantity.

2-3/8" Square surface mount post with 5" base plate. Base plate has 3/8" holes spaced 3-3/4" on center for fasteners. Pre-drilled at 3-3/16" on center spacing w/ 29/64" holes. 10 holes for 36" rail, 12 holes for 42" rail. Engineered to meet code with posts at 60" on center spacing. Includes 4 ea. bolt cap covers. **Fasteners sold separately.**

36" Rail Height (2-3/8" x 35")


Item #: FXCEP200BLK35KIT - Black
Item #: FXCEP200BRZ35KIT - Bronze
Item #: FXCEP200WHT35KIT - White
Item #: FXCEP200SIL35KIT - Silver

42" Rail Height (2-3/8" x 41")

Item #: FXCEP200BLK41KIT - Black
Item #: FXCEP200BRZ41KIT - Bronze
Item #: FXCEP200WHT41KIT - White
Item #: FXCEP200SIL41KIT - Silver



Base Plate Post Skirts are Available
See page 157



Available in:

Black

Bronze

White

Silver

Surface Mount Intermediate Post - Pre-Drilled

Sold in any quantity.

2-3/8" Square surface mount post with 5" base plate. Base plate has 3/8" holes spaced 3-3/4" on center for fasteners. Pre-drilled at 3-3/16" on center spacing w/ 5/32" holes. 10 holes for 36" rail, 12 holes for 42" rail. Engineered to meet code with posts at 60" on center spacing. Includes 4 ea. bolt cap covers. **Fasteners sold separately.**

36" Rail Height (2-3/8" x 35")

Item #: FXCIP200BLK35KIT - Black
Item #: FXCIP200BRZ35KIT - Bronze
Item #: FXCIP200WHT35KIT - White
Item #: FXCIP200SIL35KIT - Silver

42" Rail Height (2-3/8" x 41")


Item #: FXCIP200BLK41KIT - Black
Item #: FXCIP200BRZ41KIT - Bronze
Item #: FXCIP200WHT41KIT - White
Item #: FXCIP200SIL41KIT - Silver



Base Plate Post Skirts are Available
See page 157



ACTUAL FREIGHT CHARGES WILL BE APPLIED TO ALL RAILFX® ORDERS



Available in:

Black

Bronze

White

Silver

Surface Mount Single Corner Post - Pre-Drilled

Sold in any quantity.

2-3/8" Square surface mount post with 5" base plate. Base plate has 3/8" holes spaced 3-3/4" on center for fasteners. Pre-drilled at 3-3/16" on center spacing w/ 1/4" holes. 10 holes for 36" rail, 12 holes for 42" rail. Engineered to meet code with posts at 60" on center spacing. Includes 4 ea. bolt cap covers and round internal tube. **Fasteners sold separately.**



36" Rail Height (2-3/8" x 35")

Item #: FXCCP200BLK35KIT - Black
Item #: FXCCP200BRZ35KIT - Bronze
Item #: FXCCP200WHT35KIT - White
Item #: FXCCP200SIL35KIT - Silver

42" Rail Height (2-3/8" x 41")

Item #: FXCCP200BLK41KIT - Black
Item #: FXCCP200BRZ41KIT - Bronze
Item #: FXCCP200WHT41KIT - White
Item #: FXCCP200SIL41KIT - Silver

Base Plate Post Skirts are Available
See next page



Available in:

Black

Bronze

White

Silver

Pre-Drilled Post for Stair Applications

Sold in any quantity.

2-3/8" Square Pre-drilled stair post for cable system. Due to many variables in stairs, these posts do not come with base plate attached. This allows post to be placed, adjusted and mounted where desired. Stair post holes are slotted and drilled at 3-3/16" on center and offset to allow cables to pass through at the angle of the stair. 46" length allows post to be cut to appropriate height.

36" Rail Height (2-3/8" x 46")

Item #: FXFMSCIP200BLK46 - Black
Item #: FXFMSCIP200BRZ46 - Bronze
Item #: FXFMSCIP200WHT46 - White
Item #: FXFMSCIP200SIL46 - Silver

42" Rail Height (2-3/8" x 52")

Item #: FXFMSCIP200BLK52 - Black
Item #: FXFMSCIP200BRZ52 - Bronze
Item #: FXFMSCIP200WHT52 - White
Item #: FXFMSCIP200SIL52 - Silver

Requires Base Plate for Surface Mounting
Reference next page



ACTUAL FREIGHT CHARGES WILL BE APPLIED TO ALL RAILFX® ORDERS

RailFX® Post Skirts & Base Plates



Available in:

Black

Bronze

White

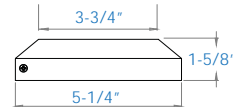
Silver

Post Skirt

Sold in any quantity.

2 Piece post skirt to cover standard 5" x 5" post baseplate and hardware. Measures 5-1/4" x 1-5/8" with 2-3/8" opening.

Item # FXSKIRTLBK - Black
Item # FXSKIRTBZ - Bronze
Item # FXSKIRTWHT - White
Item # FXSKIRTSIL - Silver



Available in:

Black

Bronze

White

Silver

5" x 5" Standard Base Plate

Sold in any quantity.

5" x 5" x 3/8" Aluminum base plate used to convert fascia posts to surface mount post for stair applications. Base plate has 3/8" holes spaced 3-3/4" on center for fasteners. Includes 4 ea. bolt cap covers and 4 ea. 5/16" x 2" stainless steel screws. Use T40 torx bit for installation.

Item #: FXBPBLKKIT - Black
Item #: FXBPBRZKIT - Bronze
Item #: FXBPWHTKIT - White
Item #: FXBPSILKIT - Silver



Item # FXINSTKIT - Post Base Install Kit



Available in:

Black

Bronze

White

Silver

3" x 5" Narrow Base Plate

Sold in any quantity.

3" x 5" x 3/8" Aluminum base plate used to convert fascia posts to surface mount post. Base plate holes for fasteners are 3/8". Includes 4 ea. bolt cap covers and 4 ea. 5/16" x 2" stainless steel screws. Use T40 torx bit for installation.

Item #: FXBP3X5BLKKIT - Black
Item #: FXBP3X5BRZKIT - Bronze
Item #: FXBP3X5WHTKIT - White
Item #: FXBP3X5SILKIT - Silver



Item # FXINSTKIT - Post Base Install Kit



Available in:

Black

Bronze

White

Silver

3" x 7" Narrow Angle / Knee Wall Base Plate


Sold in any quantity.

3" x 7" x 3/8" Slotted, adjustable aluminum base plate used for 2x4 knee wall applications (32° - 38°). Base plate holes for fasteners are 3/8". Includes 4 ea. bolt cap covers and 4 ea. 5/16" x 2" stainless steel screws. Use T40 torx bit for installation. Requires grinding of bolt head for flush bottom.

Item #: FXBP3X7SLOTBLKKIT - Black
Item #: FXBP3X7SLOTBRZKIT - Bronze
Item #: FXBP3X7SLOTWHTKIT - White
Item #: FXBP3X7SLOTSILKIT - Silver




Item # FXINSTKIT - Post Base Install Kit



ACTUAL FREIGHT CHARGES WILL BE APPLIED TO ALL RAILFX® ORDERS

RailFX® Fascia Mount Posts and Brackets



Available in:

Black

Bronze

White

Silver

Fascia Mount End Post - Pre-Drilled

Sold in any quantity.

2-3/8" Square fascia mount post for use as an end post. Pre-drilled at 3-3/16" on center spacing w/ 29/64" holes. 10 holes for 36" rail, 12 holes for 42" rail. Engineered to meet code with posts at 60" on center spacing. **Fascia brackets sold separately.**

36" Rail Height (2-3/8" x 46")

Item #: FXFMCEP200BLK46 - Black
Item #: FXFMCEP200BRZ46 - Bronze
Item #: FXFMCEP200WHT46 - White
Item #: FXFMCEP200SIL46 - Silver

42" Rail Height (2-3/8" x 52")

Item #: FXFMCEP200BLK52 - Black
Item #: FXFMCEP200BRZ52 - Bronze
Item #: FXFMCEP200WHT52 - White
Item #: FXFMCEP200SIL52 - Silver



***Undrilled Posts Available**



Available in:

Black

Bronze

White

Silver

Fascia Mount Intermediate Post - Pre-Drilled

Sold in any quantity.

2-3/8" Square fascia mount post for use as an intermediate post. Pre-drilled at 3-3/16" on center spacing w/ 5/32" holes. 10 holes for 36" rail, 12 holes for 42" rail. Engineered to meet code with posts at 60" on center spacing. **Fascia brackets sold separately.**

36" Rail Height (2-3/8" x 46")

Item #: FXFMCIP200BLK46 - Black
Item #: FXFMCIP200BRZ46 - Bronze
Item #: FXFMCIP200WHT46 - White
Item #: FXFMCIP200SIL46 - Silver

42" Rail Height (2-3/8" x 52")

Item #: FXFMCIP200BLK52 - Black
Item #: FXFMCIP200BRZ52 - Bronze
Item #: FXFMCIP200WHT52 - White
Item #: FXFMCIP200SIL52 - Silver



***Undrilled Posts Available**



ACTUAL FREIGHT CHARGES WILL BE APPLIED TO ALL RAILFX® ORDERS



Available in:

Black

Bronze

White

Silver

Pre-Drilled - Fascia Mount Stair Post

Sold in any quantity.

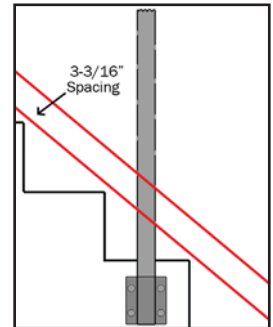
2-3/8" Square fascia mount post for use as an intermediate stair post. Stair post holes are slotted and drilled at 3-3/16" on center and offset to allow cables to pass through at the angle of the stair. **Fascia brackets sold separately.**

36" Rail Height (2-3/8" x 46")


Item #: FXFMSCIP200BLK46 - Black
Item #: FXFMSCIP200BRZ46 - Bronze
Item #: FXFMSCIP200WHT46 - White
Item #: FXFMSCIP200SIL46 - Silver

42" Rail Height (2-3/8" x 52")

Item #: FXFMSCIP200BLK52 - Black
Item #: FXFMSCIP200BRZ52 - Bronze
Item #: FXFMSCIP200WHT52 - White
Item #: FXFMSCIP200SIL52 - Silver



*Undrilled Posts Available



Available in:

Black

Bronze

White

Silver

Fascia Mount Single Corner Post - Pre-Drilled

Sold in any quantity.


2-3/8" Square fascia mount post for use as a single corner post. Pre-drilled at 3-3/16" on center spacing w/ 1/4" holes. 10 holes for 36" rail, 12 holes for 42" rail. Includes round internal tube. Engineered to meet code with posts at 60" on center spacing. **Fascia brackets sold separately.**

36" Rail Height (2-3/8" x 46")

Item #: FXFMCCP200BLK46 - Black
Item #: FXFMCCP200BRZ46 - Bronze
Item #: FXFMCCP200WHT46 - White
Item #: FXFMCCP200SIL46 - Silver

42" Rail Height (2-3/8" x 52")

Item #: FXFMCCP200BLK52 - Black
Item #: FXFMCCP200BRZ52 - Bronze
Item #: FXFMCCP200WHT52 - White
Item #: FXFMCCP200SIL52 - Silver



*Undrilled Posts Available

ACTUAL FREIGHT CHARGES WILL BE APPLIED TO ALL RAILFX® ORDERS



Available in:

Black

Bronze

White

Silver



6" Fascia Bracket

Sold in any quantity.

Mounts 2-3/8" post to deck fascia. Bracket offsets post 1-1/4" out from fascia. Includes 4 fascia screws, 4 bolt cap covers and 1 bottom plate w/ screws. Mounting hardware is not included.

Item # FXFMIPB200BLK6 - Black
Item # FXFMIPB200BRZ6 - Bronze
Item # FXFMIPB200WHT6 - White
Item # FXFMIPB200SIL6 - Silver



Available in:

Black

Bronze

White

Silver



Fascia Bracket - Single Outside Corner

Sold in any quantity.

Mounts 2-3/8" post to deck fascia for an outside corner. Bracket offsets post 1-1/4" out from fascia. Includes 4 fascia screws, 4 bolt cap covers and 1 bottom plate w/ screws. Mounting hardware is not included.

Item # FXFMOCBSINGLE200BLK6 - Black
Item # FXFMOCBSINGLE200BRZ6 - Bronze
Item # FXFMOCBSINGLE200WHT6 - White
Item # FXFMOCBSINGLE200SIL6 - Silver



Available in:

Black

Bronze

White

Silver



Fascia Bracket - Inside Corner

Sold in any quantity.

Mounts 2-3/8" post to deck fascia for an inside corner. Bracket offsets post 1-1/4" out from fascia. Includes 4 fascia screws, 4 bolt cap covers and 1 bottom plate w/ screws. Mounting hardware is not included.

Item #: FXFMICBSINGLE200BLK6 - Black
Item #: FXFMICBSINGLE200BRZ6 - Bronze
Item #: FXFMICBSINGLE200WHT6 - White
Item #: FXFMICBSINGLE200SIL6 - Silver



Available in:

Black

Bronze

White

Silver



Fascia Bracket - Double Outside Corner

Sold in any quantity.

Mounts 2-3/8" posts to deck fascia. This bracket is required to maintain 4" spacing on outside corners when using 2 posts. Bracket offsets post 1-1/4" out from fascia. Includes 8 fascia screws, 4 bolt cap covers and 2 bottom plates w/ screws. Mounting hardware is not included.

Item #: FXFMOCB200BLK6 - Black
Item #: FXFMOCB200BRZ6 - Bronze
Item #: FXFMOCB200WHT6 - White
Item #: FXFMOCB200SIL6 - Silver



ACTUAL FREIGHT CHARGES WILL BE APPLIED TO ALL RAILFX® ORDERS



Available in:

Black

Bronze

White

Silver



Direct Mount Fascia Post Kit

Sold in any quantity.

Components needed to flush mount 2-3/8" post directly to deck fascia. Includes 2 ea. 7" lag screws, 2 ea. bolt cap covers w/ cup washer, 2 ea. 10" flat infill, and 1 ea. bottom cover plate w/ screws.

Item # FXFMFINSTKITBLK - Black
Item # FXFMFINSTKITBRZ - Bronze
Item # FXFMFINSTKITWHT - White
Item # FXFMFINSTKITSIL - Silver



Available in:

Black

Bronze

White

Silver



Fascia Post Bottom Plate - Replacement

Sold in any quantity.

Bottom plate is used to close off the bottom of RailFX® fascia mount posts. Includes 2 ea. screws for attachment. Included in the flush mount fascia post kit.

Item # FXFMPBPBLK - Black
Item # FXFMPBPBRZ - Bronze
Item # FXFMPBPWHT - White
Item # FXFMPBPSIL - Silver




RailFX® Aluminum Rail and Cable w/ Fascia Mount Brackets - Black

ACTUAL FREIGHT CHARGES WILL BE APPLIED TO ALL RAILFX® ORDERS

RailFX® Under Rail Lighting System

Series 200 Top Rail



Available in:

Black
Bronze
White
Silver



Series 200 Top Rail

Sold in any quantity.

3-1/2" x 1-7/8" x 94" Series 200 aluminum top rail. Join multiple rails together with splices to achieve any length required. Field trimmable with carbide blade. Infill for lighting sold separately, see below.

End plate sold separately.

8' Top Rail (3-1/2" x 1-7/8" x 94")

Item #: FXTR200BLKKIT8 - Black
Item #: FXTR200BRZKIT8 - Bronze
Item #: FXTR200WHTKIT8 - White
Item #: FXTR200SILKIT8 - Silver



Available in:

Black
Bronze
White
Silver



60" Top Rail Lighting Infill

Sold in any quantity.

Infill installs into the bottom of series 200 top rail. Designed with a channel that allows for lighting to be added. Lights and diffuser lens sold separately (See next page). Field trimmable with carbide blade.

Item #: FXFIG200BLK5 - Black
Item #: FXFIG200BRZ5 - Bronze
Item #: FXFIG200WHT5 - White
Item #: FXFIG200SIL5 - Silver



ACTUAL FREIGHT CHARGES WILL BE APPLIED TO ALL RAILFX® ORDERS



DekPro™ EFFEX LED Light Strip


Sold in any quantity.

Light strip uses 3M adhesive backing to attach to inside of infill channel. Trimmable to length in 2" increments. Features 2 quick connect leads for easy wiring.

Item #: DPSL55 - 55" Strip Light (4.5 Watts)



DekPro Quick Connect System



60" Diffuser Lens

Sold in any quantity.

Diffuser lens snaps onto rail to produce a soft, even light that illuminates cables and deck surface.

Item #: FXFILENS60 - 60" Diffuser Lens



Made in USA



DekPro™ EFFEX Transformer Kit

Sold in any quantity.

Kit includes 1 Outdoor DC output transformer w/ Quick Connect lead, 1 timer / photo cell, 1 dimmer with remote control, 1 Y-splitter and 1 - 9' Quick Connect wire. Dimmer draws **2.5 watts**. Determine correct transformer size by adding up wattage of all fixtures. Total wattage should not exceed 80% of the capacity of the transformer. (100 watt transformer has two outputs).

Item # DP36WTRANSKIT - 36 watt transformer kit
Item # DP60WTRANSKIT - 60 watt transformer kit
Item # DP100WTRANSKIT - 100 watt transformer kit



DekPro Quick Connect System



DekPro™ EFFEX 9' Quick Connect Cable

Sold in any quantity.

9' Cables come with water tight Quick Connect fittings on each end. Cables connect into DekPro™ EFFEX lighting components. Used when running wiring through top rail of aluminum railing system (i.e. DekPro™ Prestige)

Item # DP9CABLEMF



DekPro Quick Connect System

ACTUAL FREIGHT CHARGES WILL BE APPLIED TO ALL RAILFX® ORDERS

RailFX® Accessories



Available in:

Black

Bronze

White

Silver



Bolt Cap Cover Kit - Replacement

Sold in packs of 4.

Covers lag screw heads for a clean, finished look. Includes nylon cap and stainless steel cup washer.

Item #: **FXBOLTCAPBLKKIT** - Black
Item #: **FXBOLTCAPBRZKIT** - Bronze
Item #: **FXBOLTCAPWHTKIT** - White
Item #: **FXBOLTCAPSILKIT** - Silver



Available in:

Stainless Steel



Stainless Steel Lag Screw for Post Base

Sold in any quantity.

3/8" Lag used to attach post base to deck or for mounting fascia posts. Use 9/16" socket.

Item #: **FXSCREWLAG5** - 5" Lag Screw (Surface mount)
Item #: **FXSCREWLAG7** - 7" Lag Screw (Fascia mount w/o brackets)



Available in:

Stainless Steel



Fascia Bracket Screw - Replacement

Sold in any quantity.

#14 x 1" Hex head stainless steel fascia bracket screw. Use for securing post to fascia bracket. Requires 4 per bracket. Brackets come with screws - these are for replacement only. Use 3/8" socket.

Item #: **FXSSFS** - Fascia Screw



Available in:

Black

Bronze

White

Stainless Steel



Color Matched Screws

Sold in 100 Pack.

#10 - 3/4" phillips head screw attaches top rail to posts, and also used for splices.

Item #: **FXSCREWBK805** - Black
Item #: **FXSCREWBZ805** - Bronze
Item #: **FXSCREWWHT805** - White
Item #: **FXSCREWSS805** - Stainless Steel

ACTUAL FREIGHT CHARGES WILL BE APPLIED TO ALL RAILFX® ORDERS



Available in:

☒ Absolute Black
☐ Cocoa Bronze
☐ Dream White
☐ Silver

DekPro™ EFFEX Vertical Post Light for RailFX Post

Sold in any quantity.

EFFEX LED Vertical Post Light is great for illuminating decks or walkways. Includes 2 ea. - 3' Quick Connect leads. Draws **2.8 watts** per fixture. Measures 3-1/2"H x 1-3/4"W x 7/8"T. Light color - 3500.

Item # DPPLABT - Absolute Black (Textured)
Item # DPPLCBT - Cocoa Bronze (Textured)
Item # DPPLDWT - Dream White (Textured)
Item # DPPLSIL - Silver



See pages 264-265 for power and wiring options



Available in:

☒ Black
☐ Bronze
☐ White
☐ Silver

2-3/8" Post Cap

Sold in any quantity.

Use to finish 2-3/8" post. Use screws or epoxy to secure to post. Typically used if Series 250 top rails end into side of post.

Item #: FXPCBLK - Black
Item #: FXPCBRZ - Bronze
Item #: FXPCWHT - White
Item #: FXPCSIL - Silver



Available in:

☒ Black
☐ Bronze
☐ White
☐ Silver

Touch-Up Paint

Sold in any quantity.

Touch up paint available to cover up scratches and cuts from installation.

Spray Can

Item #: FXPAINTBLK - Black
Item #: FXPAINTBRZ - Bronze
Item #: FXPAINTWHT - White
Item #: FXPAINTSIL - Silver



Internal Post Brace (IPB)

Sold in any quantity.

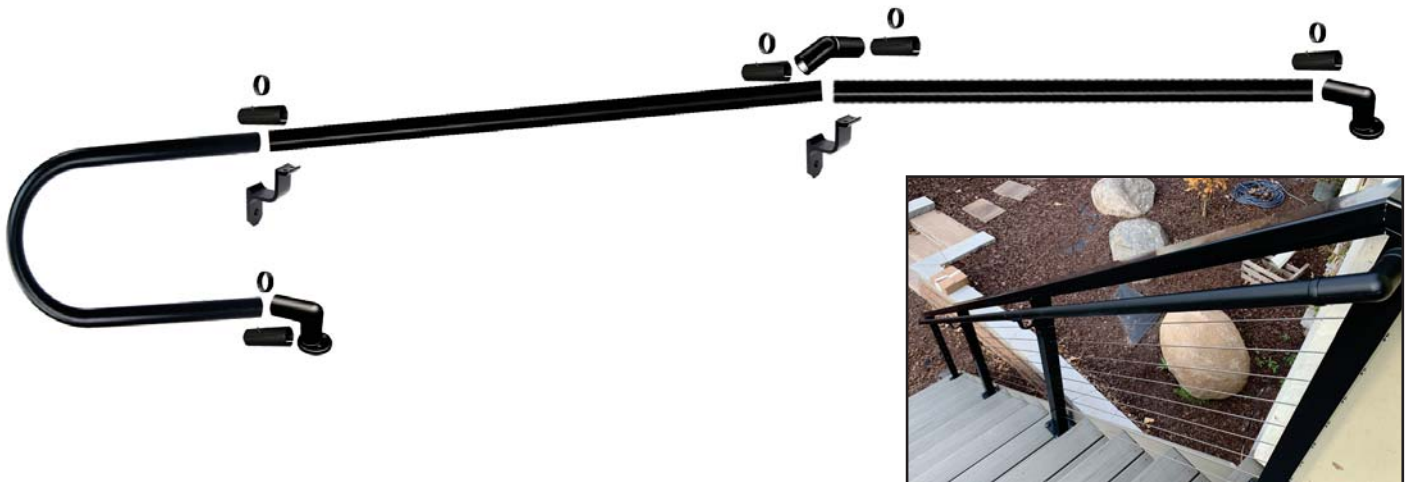
Internal post brace is used to strengthen RailFX® end posts where cable tensioning is being applied. Can also be used as a splice for unique angles in the Series 200 top rail.

Item # FXEPIF34 - 34" length
Item # FXEPIF40 - 40" length



ACTUAL FREIGHT CHARGES WILL BE APPLIED TO ALL RAILFX® ORDERS

1-1/2" Round Aluminum Handrail - Textured



When Series 200 or 400 top rails are used on stairs that require secondary/graspable handrail



Available in:

Black
Bronze
White
Silver



96" & 92" - Straight Round Handrail

Sold in any quantity.

1-1/2" Round graspable handrail meets IRC requirements for secondary handrail system. Installs with screws or adhesive.

Item # PR1596SHRABT - Textured Black
Item # PR1596SHRCBT - Textured Bronze
Item # PR1596SHRDWT - Textured White
Item # PR1596SHRSILVER - Silver

Item # PR1592SHRABT - Black
Item # PR1592SHRCBT - Bronze
Item # PR1592SHRDWT - White
Item # PR1592SHRSILVER - Silver



Available in:

Black
Bronze
White
Silver



Universal Quick Return Bracket Kit

Sold in any quantity.

Returns 1-1/2" round handrail into post or wall. Works for any surface 2" or wider. Includes a handrail splice kit to connect to rail and color matched screws. Installs with screws or adhesive.

Item # PRSHRQRABTKIT - Textured Black
Item # PRSHRQRBCBT - Textured Bronze
Item # PRSHRQRDWT - Textured White
Item # PRSHRQRSILVERKIT - Silver



Available in:

Black
Bronze
White
Silver



Universal Mid-Rail Bracket

Sold in any quantity.

Attaches 1-1/2" round handrail to post or wall. Includes color matched screws. Mounts to any flat surface 2" or wider. Adjustable to any angle.

Item # PRSHMRBKTABT - Textured Black
Item # PRSHMRBKTCBT - Textured Bronze
Item # PRSHMRBKTDWT - Textured White
Item # PRSHMRBKTSILVER - Silver



ACTUAL FREIGHT CHARGES WILL BE APPLIED TO ALL RAILFX® ORDERS



Available in:

Black

Bronze

White



Wall Mount Bracket

Sold in any quantity.

Attaches 1-1/2" round handrail straight into post or wall. Works for any surface 3-1/2" or wider. Includes a handrail splice kit to connect to rail and color matched screws. Installs with screws or adhesive.

Item # PRSHRWALLMTABT - Textured Black
Item # PRSHRWALLMTCBT - Textured Bronze
Item # PRSHRWALLMTDWT - Textured White



Available in:

Black

Bronze

White

Silver



Handrail Splice Kit

Sold in any quantity.

Splice kit joins straight 1-1/2" round handrail sections. Kit includes 1 splice and 1 splice ring. Splice ring is used to conceal the connection point. Installs with screws or adhesive.

Item # PRSHRSPLICEABTKIT - Textured Black
Item # PRSHRSPLICECBTKIT - Textured Bronze
Item # PRSHRSPLICECDWT - Textured White
Item # PRSHRSPLICESILVERKIT - Silver



Available in:

Black

Bronze

White

Silver



Multi-Angle Handrail Connector Kit

Sold in any quantity.

Connector kit joins 1-1/2" round handrail sections to allow for multi-angle connections to be made. Typically used for stair applications. Kit includes 1 multi-angle connector, 2 splices, and 2 splice rings. Installs with screws or adhesive.

Item # PRSHRUABTKIT - Textured Black
Item # PRSHRUACBTKIT - Textured Bronze
Item # PRSHRUADWT - Textured White
Item # PRSHRUASILVERKIT - Silver



Available in:

Black

Bronze

White

Silver



90° Elbow - Inside / Outside Corner

Sold in any quantity.

90 degree rail used for inside and outside corner applications. **Requires a straight handrail splice at each end. (Sold Separately).** Each side has 12" of rail. Installs with screws or adhesive.

Item # PRSHRINSIDECABT - Textured Black
Item # PRSHRINSIDECBCT - Textured Bronze
Item # PRSHRINSIDECDDWT - Textured White
Item # PRSHRINSIDECDSILVER - Silver



Available in:

Black

Bronze

White

Silver



Inside Corner Bracket

Sold in any quantity.

Attaches 1-1/2" round 90° elbow inside corner rail to corner of post. Includes color matched screws.

Item # PRSHRINSIDECBKTABT - Textured Black
Item # PRSHRINSIDECBKTCBT - Textured Bronze
Item # PRSHRINSIDECBKTDWT - Textured White
Item # PRSHRINSIDECBKTSILVER - Silver



ACTUAL FREIGHT CHARGES WILL BE APPLIED TO ALL RAILFX® ORDERS



Available in:

Black

Bronze

White

Silver



P-Loop Return - ADA Compliant

Sold in any quantity.

180 degree handrail end loop is used to extend beyond post and return back to post. **Requires a handrail splice and 2 brackets to complete installation.** Installs with screws or adhesive

Item # PRSHRPLOOPABT - Textured Black
Item # PRSHRPLOOPCBT - Textured Bronze
Item # PRSHRPLOOPDWT - Textured White
Item # PRSHRPLOOPSILVER - Silver



Available in:

Black

Bronze

White

Silver



End Cap

Sold in any quantity.

Finishes end of handrail if not attaching back to post. Installs with screws or adhesive.

Item # PRSHRENDCAPABT - Textured Black
Item # PRSHRENDCAPCBT - Textured Bronze
Item # PRSHRENDCAPDWT - Textured White
Item # PRSHRENDCAPSILVER - Silver



Available in:

Black

Bronze

White



Prestige Touch Up Paint

Sold in any quantity.


Sold in 11 oz. spray can or .3 oz paint pen to touch up rails.

Spray Can (11 oz):

Item # PRPAINT12ABT - Black
Item # PRPAINT12CBT - Bronze
Item # PRPAINT12DWT - White

Paint Pen:

Item # PRPAINTPENABT - Black
Item # PRPAINTPENCBT - Bronze



RailFX® Fascia Mount w/ Secondary Handrail - Black



RailFX® Surface Mount w/ Secondary Handrail - Black

ACTUAL FREIGHT CHARGES WILL BE APPLIED TO ALL RAILFX® ORDERS




RailFX® Direct Mount Fascia Rail - Silver



RailFX® Rail & Cable - Interior - Black



RailFX® Aluminum Rail & Cable - White



RailFX® Rail & Cable w/ Series 200 Top Rail - Black