

RailFX™ Glass Railing Overview

Aluminum Rail with Glass System



RailFX™ Aluminum Rail with Glass Panels - Black

Rail Overview

Manufactured in the USA using high grade aluminum, RailFX™ Aluminum Rail for Glass Panels has been designed, engineered and tested specifically for use with glass panels. Glass panel infill creates minimal obstructions and allows for exceptional views through your railing. The aluminum framework will not rust, rot, warp, or split and requires minimal user maintenance.

Rail Guidelines

To comply with engineering and testing **posts must be spaced no more than 60" on center.**

1/4" glass panels to be used. 29" glass for 36" rail height and 35" glass for 42" rail height.

Glass not included. Must be sourced locally to fit railing layout.

Posts

Posts are 2-3/8" x 52" to accommodate 36" and/or 42" rail heights and must be cut to size on site. Posts do not come with base plates attached. Base plate must be attached on site.

Top Rail

Series 200 is a contemporary flat top rail most often used for level applications. Can be used for stairs with the addition of a secondary handrail system.

Available Colors:

Colors shown are approximate representation



Black



Bronze



White



Silver

Features AAMA 2605 Powder Coat Finish

ACTUAL FREIGHT CHARGES WILL BE APPLIED TO ALL RAILFXTM ORDERS

RailFXTM Top and Bottom Glass Railings



Available in:

Black

Bronze

White

Silver

Series 200 Top Rail

Sold in any quantity.

3-1/2" x 1-7/8" x 94" Series 200 aluminum top rail. Join multiple rails together with splices to achieve any length required. Field trimmable with carbide blade.

End plate sold separately.

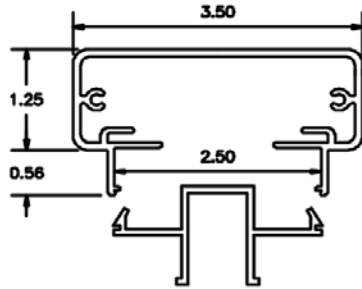
94" Top Rail (3-1/2" x 1-7/8" x 94")

Item #: FXTR200BLKKIT8 - Black

Item #: FXTR200BRZKIT8 - Bronze

Item #: FXTR200WHTKIT8 - White

Item #: FXTR200SILKIT8 - Silver



Available in:

Black

Bronze

White

Silver

60" Series 200 Top Rail Glass Infill

Sold in any quantity.

60" Glass infill installs into the bottom side of series 200 top rail. Designed to accept 1/4" glass panels with the addition of the glass gasket placed inside the extrusion. Field trimmable with carbide blade.

Glass not included and must be sourced locally.

Item #: FXFIG200BLK5 - Black

Item #: FXFIG200BRZ5 - Bronze

Item #: FXFIG200WHT5 - White

Item #: FXFIG200SIL5 - Silver



Available in:

Black

60" Upper Glass Gasket

Sold in any quantity.

60" plastic gasket used in top rails to accept glass panels with 1/4" thickness. Field trimmable.

Item #: FXFIGLASSGASKETU60 - Upper



Upper

Upper

ACTUAL FREIGHT CHARGES WILL BE APPLIED TO ALL RAILFX™ ORDERS



Available in:

Black

Bronze

White

Silver



60" Bottom Rail for Glass

Sold in any quantity.

2-1/8" x 1" x 60" aluminum bottom rail for glass panel installation. Designed to accept 1/4" glass panels with the addition of the glass gasket placed inside extrusion. Field trimmable with carbide blade. **Glass not included and must be sourced locally.**

Item #: FXBR60BLK - Black
Item #: FXBR60BRZ - Bronze
Item #: FXBR60WHT - White
Item #: FXBR60SIL - Silver



Available in:

Black



60" Lower Glass Gasket

Sold in any quantity.

60" plastic gasket used in bottom rails to accept glass panels with 1/4" thickness. Field trimmable.

Item #: FXFIGLASSGASKETL60 - Lower



Available in:

Aluminum

Rail Connector Block

Sold in any quantity.

Used to terminate bottom rail into post. 12" connector block can be cut into smaller blocks at angle of the stair. Can be used for level and stair applications. Screws included.

Item #: FXRCB1 - 1" Connector Block - Level (2 Screws)

Item #: FXRCB12 - 12" Connector Block / Splice (6 Screws)



Available in:

Black

Bronze

White

Silver



Series 200 Top Rail End Plate

Sold in any quantity.

Aluminum end plate required to cap series 200 top rail ends for a finished look. Includes 2 color matched screws.

Item #: FXEP200BLK - Black
Item #: FXEP200BRZ - Bronze
Item #: FXEP200WHT - White
Item #: FXEP200SIL - Silver



ACTUAL FREIGHT CHARGES WILL BE APPLIED TO ALL RAILFXTM ORDERS

RailFXTM Series 200 Rail Splices



Available in:
Aluminum

Straight Splice - 200 Series

Sold in any quantity.

9" long splice joins straight sections of series 200 top rail to make any length run. Splices and be used between posts. Installs using 8 - #10 x 3/4" self-drilling screws (Not Included)

Item #: FXSPL200 - Straight Splice



Available in:
Aluminum

90 Degree Splice - 200 Series

Sold in any quantity.

Splices top rails to make a 90 degree angle for series 200 top rail. Requires miter cutting of top rail. Installs using 8 - #10 x 3/4" self-drilling screws (Not Included)

Item #: FXSPL20090 - 90 Degree Splice



Available in:
Aluminum

135 Degree Splice - 200 Series

Sold in any quantity.

Splices top rails to make a 135 degree angle for series 200 top rail. Requires miter cutting of top rail. Installs using 8 - #10 x 3/4" self-drilling screws (Not Included)

Item #: FXSPL200135 - 135 Degree Splice



Available in:
Aluminum

Notched Splice for Stairs - 200 Series

Sold in any quantity.

For continuous level to stair transition. Bends to accommodate any angle from 0° - 38°. Requires miter cutting of top rail. Installs using 8 - #10 x 3/4" self-drilling screws (Not Included)

Item #: FXSPLST - Notched Splice



ACTUAL FREIGHT CHARGES WILL BE APPLIED TO ALL RAILFX™ ORDERS

RailFX™ Surface Mount Posts



Available in:

Black

Bronze

White

Silver

Undrilled Post

Sold in any quantity.

2-3/8" x 52" Square post works for 36" and/or 42" rail heights. Post must be cut to size on site. Base plate sold separately, must be attached to post. Base plate holes for fasteners are 3/8". Engineered to meet code with posts at 60" on center spacing.

52" Undrilled Post (2-3/8" x 52")

Item #: FXFMP200BLK52 - Black
Item #: FXFMP200BRZ52 - Bronze
Item #: FXFMP200WHT52 - White
Item #: FXFMP200SIL52 - Silver

Requires Base Plate for Surface Mounting



Available in:

Black

Bronze

White

Silver

5" x 5" Standard Base Plate

Sold in any quantity.

5" x 5" x 3/8" Aluminum base plate used with undrilled posts for surface mount post applications. Base plate holes for fasteners are 3/8". Includes 4 ea. bolt cap covers and 4 ea. 5/16" x 2" stainless steel screws. Use T40 torx bit for installation.

Item #: FXBPBLKKIT - Black
Item #: FXBPBRZKIT - Bronze
Item #: FXBPWHTKIT - White
Item #: FXBPSILKIT - Silver

Item # FXINSTKIT - Post Base Install Kit



Available in:

Black

Bronze

White

Silver

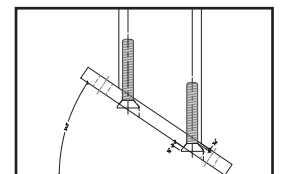
5" x 5" Angle / Knee Wall Base Plate

Sold in any quantity.

5" x 5" x 3/8" Slotted, adjustable aluminum base plate used for 2x6 knee wall applications (32° - 38°). Base plate holes for fasteners are 3/8". Includes 4 ea. bolt cap covers and 4 ea. 5/16" x 2" stainless steel screws. Use T40 torx bit. Requires grinding of bolt head for flush bottom.

Item #: FXBPKWBLKKIT - Black
Item #: FXBPKWBRZKIT - Bronze
Item #: FXBPKWWHTKIT - White
Item #: FXBPKWSILKIT - Silver

Item # FXINSTKIT - Post Base Install Kit



ACTUAL FREIGHT CHARGES WILL BE APPLIED TO ALL RAILFXTM ORDERS



Available in:

Black

Bronze

White

Silver



3" x 5" Narrow Base Plate

Sold in any quantity.

3" x 5" x 3/8" Aluminum base plate used with undrilled posts for surface mount post applications. Base plate holes for fasteners are 3/8". Includes 4 ea. bolt cap covers and 4 ea. 5/16" x 2" stainless steel screws. Use T40 torx bit for installation.

- Item #: FXBP3X5BLKKIT - Black
- Item #: FXBP3X5BRZKIT - Bronze
- Item #: FXBP3X5WHTKIT - White
- Item #: FXBP3X5SILKIT - Silver

Item # FXINSTKIT - Post Base Install Kit



Available in:

Black

Bronze

White

Silver



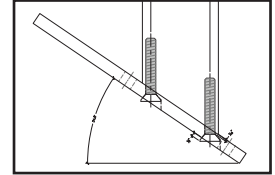
3" x 7" Narrow Angle / Knee Wall Base Plate

Sold in any quantity.

3" x 7" x 3/8" Slotted, adjustable aluminum base plate used for 2x4 knee wall applications (32° - 38°). Base plate holes for fasteners are 3/8". Includes 4 ea. bolt cap covers and 4 ea. 5/16" x 2" stainless steel screws. Use T40 torx bit. Requires grinding of bolt head for flush bottom.

- Item #: FXBP3X7SLOTBLKKIT - Black
- Item #: FXBP3X7SLOTBRZKIT - Bronze
- Item #: FXBP3X7SLOTWHTKIT - White
- Item #: FXBP3X7SLOTSILKIT - Silver

Item # FXINSTKIT - Post Base Install Kit



Available in:

Black

Bronze

White

Silver



Post Skirt

Sold in any quantity.

2 Piece post skirt to cover standard 5" x 5" post baseplate and hardware. Measures 5-1/4" x 1-5/8" with 2-3/8" opening.

- Item # FXSKIRTLBK - Black
- Item # FXSKIRTBZR - Bronze
- Item # FXSKIRTWHT - White
- Item # FXSKIRTSIL - Silver



Available in:

Black

Bronze

White

Silver



Bolt Cap w/ Stainless Steel Cup Washer

Sold in packs of 4.

Covers lag screw heads for a clean, finished look.

- Item #: FXBOLTCAPBLKKIT - Black
- Item #: FXBOLTCAPBRZKIT - Bronze
- Item #: FXBOLTCAPWHTKIT - White
- Item #: FXBOLTCAPSILKIT - Silver



ACTUAL FREIGHT CHARGES WILL BE APPLIED TO ALL RAILFX™ ORDERS



Available in:

- Stainless Steel

Stainless Steel Lag Screw for Post Base

Sold in any quantity.

3/8" Lags used to attach post base to deck. Ensure proper blocking is in place for lag screws to fasten correctly. Use 9/16" socket.

Item #: FXSCREWLAG5 - 5" Lag Screw



Available in:

- Black
- Bronze
- White
- Stainless Steel

Color Matched Screws

Sold in 100 Pack.

#10 - 3/4" phillips head screw attaches top rail to posts, and also used for splices.

- Item #: FXSCREWBK805 - Black
- Item #: FXSCREWBZ805 - Bronze
- Item #: FXSCREWWHT805 - White
- Item #: FXSCREWSS805 - Stainless Steel



RailFX™ Aluminum Rail and Cable - Silver - Series 200 Top Rail